



CAD IT Company Overview



Overview of the Group



Financial results



Strategies



Press Releases and News



Attachment

When

Founded in **1977** by four banking and financial experts who still run the company

Public trading company listed on the **Milan Stock Exchange (STAR)** since **2000**.



Where

Headquarters in **Verona**, subsidiaries and associated companies throughout Italy (Milan, Trento, Mantua, Padua, Bologna, Florence, Prato, Rome).



What

Supplier of home produced **software** packages (IP, patents owned by CAD IT) and **consulting services** to banks, P.A., insurances and manufacturing companies.

Leader in the Italian software Market (**share > 80%**) for the financial sector.

How

- **620** staff (as at 30/06/2008)
- Continuous training
- Partnerships



Shareholders and Corporate Governance

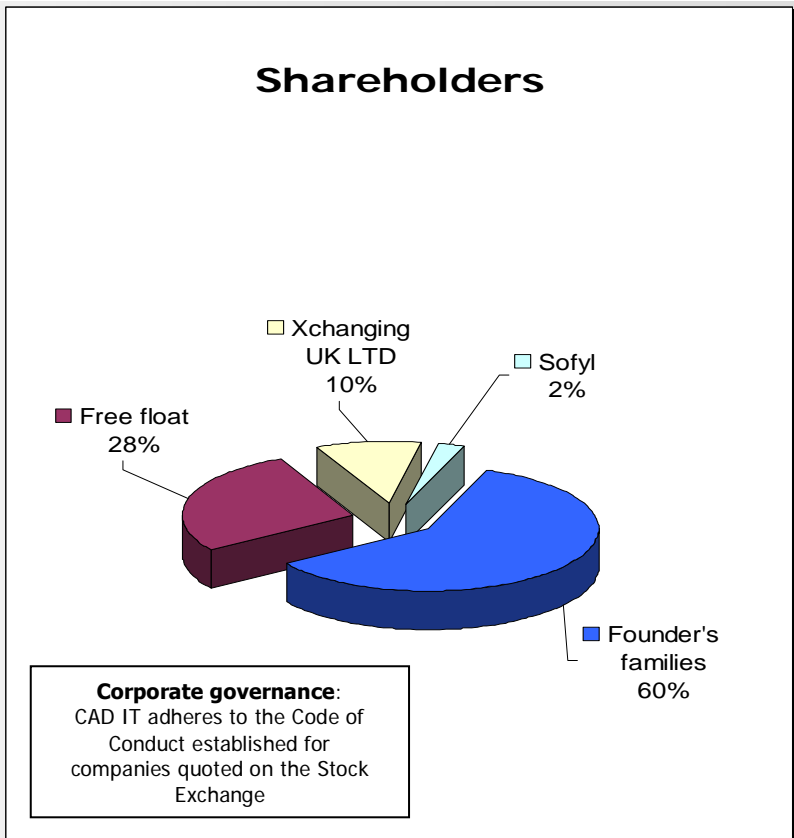
- The **four founder families** control **60%** of the capital through equal stakes

There isn't a syndicate agreement between the families shareholders

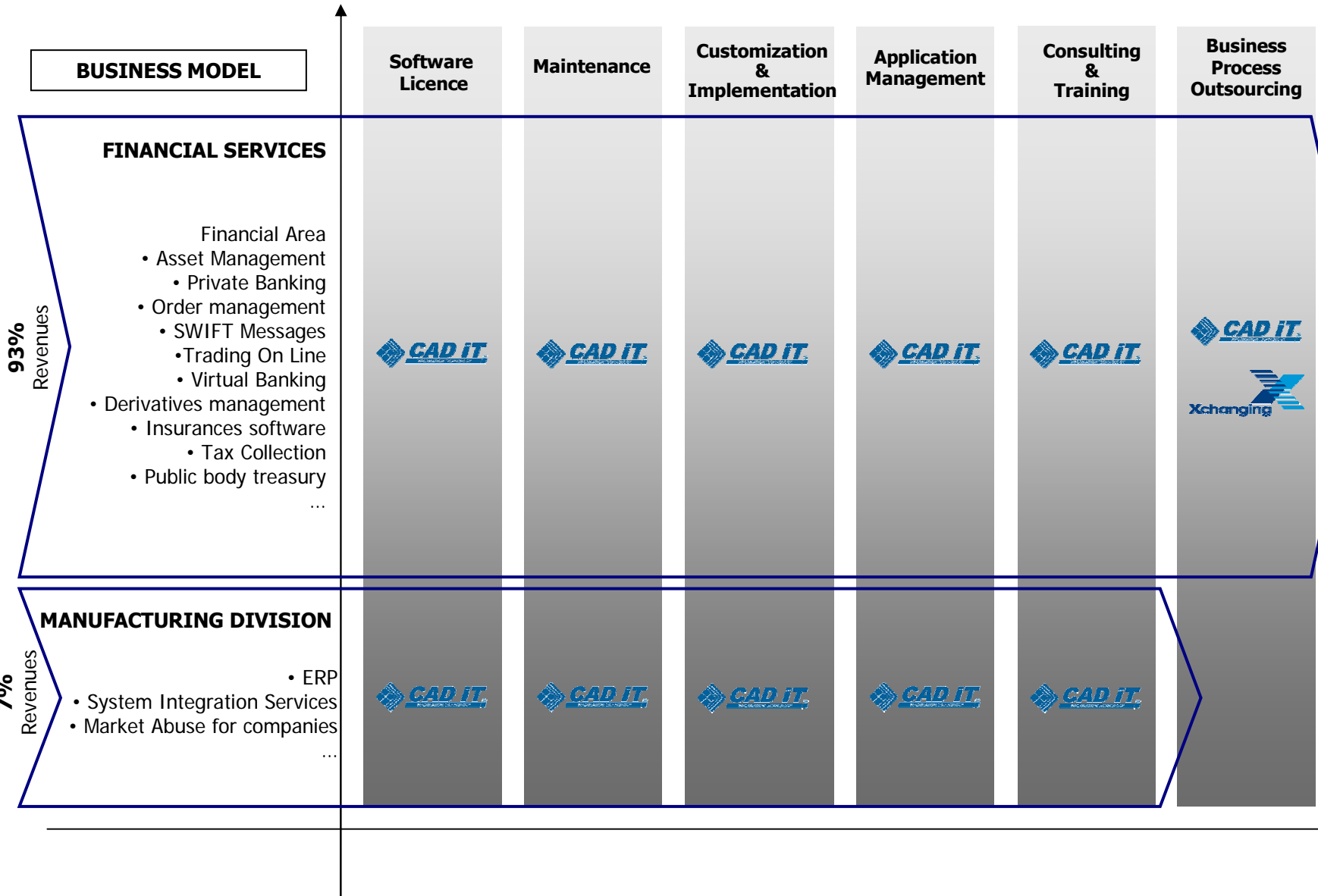
- The **free float** is **28%**

- **Xchanging** (that controls **10%** of the capital) is leader in the offering of Global Business Process Outsourcing services

- **Sofyl** (**2%** of the capital) is a company controlled by the management of CAD IT



CAD IT presence in the business environment



Strategic Partners



Technology Partners



GARDINIS
Your Governance Solutions

PROMETEIA



Business Partners

 Overview of the Group

 **Financial results**

 Strategies

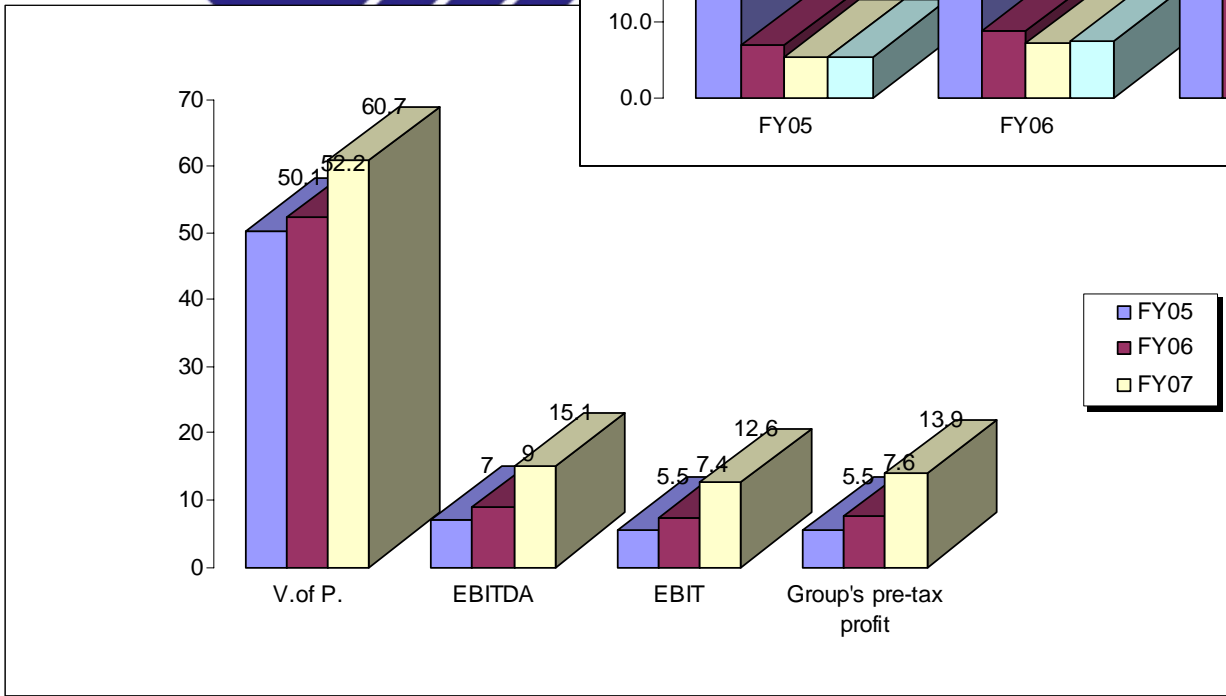
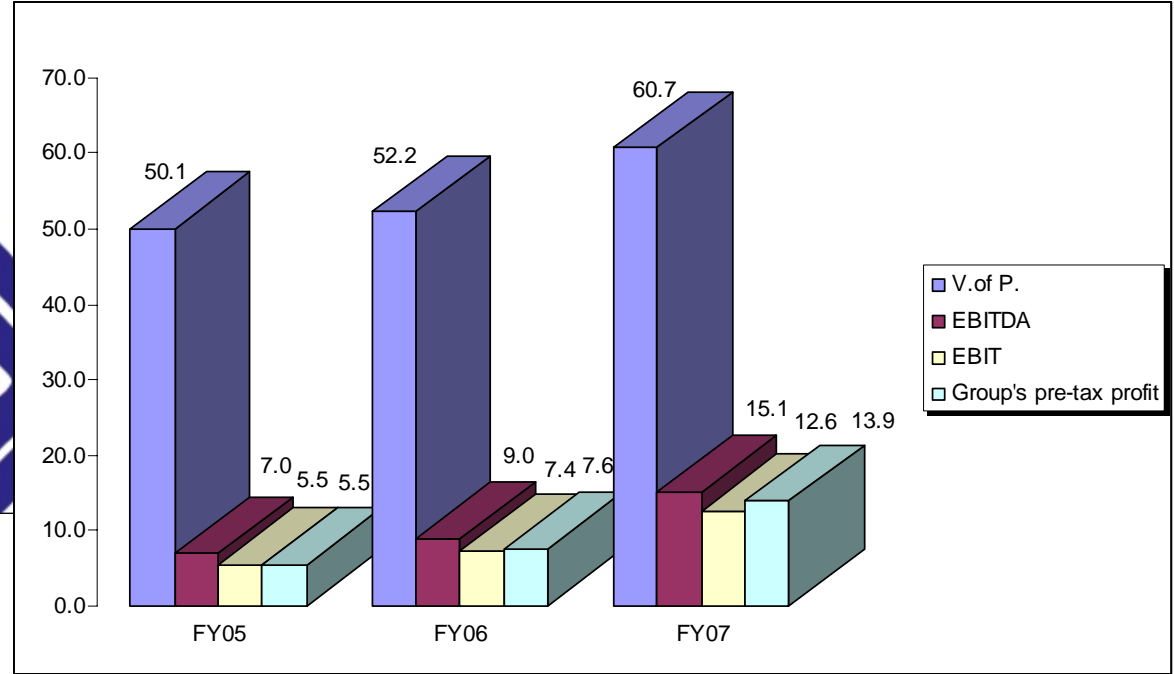
 Press Releases and News

 Attachment

Financial results FY07/FY06

Consolidated Profit and Loss Account	FY2007	%	FY2006	%	Change	Δ
Income from sales and services	58,256	96.0%	47,669	91.2%	10,587	22.2%
Asset increases due to internal work	2,335	3.8%	4,406	8.4%	(2,071)	(47.0%)
Other revenues	104	0.2%	167	0.4%	(63)	(56.9%)
Production value	60,696	100.0%	52,243	100.0%	8,453	16.2%
Costs for raw materials, subsidiaries etc.	(1,227)	(2.0%)	(1,223)	(2.3%)	(4)	0.3%
Service costs	(10,002)	(16.5%)	(8,923)	(17.1%)	(1,079)	12.1%
Other operational costs	(814)	(1.3%)	(1,035)	(2.0%)	221	(21.4%)
Added value	48,652	80.2%	41,062	78.6%	7,590	18.5%
Labour costs	(30,999)	(51.1%)	(29,670)	(56.8%)	(1,329)	4.5%
Other administrative expenses	(2,499)	(4.1%)	(2,350)	(4.5%)	(149)	6.3%
Gross operational result (EBITDA)	15,155	25.0%	9,042	17.3%	6,112	67.6%
Amortizations and Depreciation	(2,506)	(4.1%)	(1,663)	(3.2%)	(843)	50.7%
Operational result (EBIT)	12,649	20.8%	7,380	14.1%	5,269	71.4%
Financial receipts	393	0.6%	281	0.5%	112	39.9%
Financial charges	(173)	(0.3%)	(124)	(0.2%)	(49)	39.4%
Ordinary result	12,868	21.2%	7,537	14.4%	5,332	70.8%
Revaluations and depreciations	992	1.6%	27	0.1%	965	3571.9%
Pre-tax and pre-third party share result	13,861	22.8%	7,563	14.5%	6,297	83.3%
Income taxes	(5,316)	(8.8%)	(4,303)	(8.2%)	(1,013)	23.5%
Third party (profit)loss for the period	(576)	(0.9%)	(300)	(0.6%)	(277)	92.3%
Profit (loss) for the period	7,968	13.1%	2,961	5.7%	5,008	169.2%

Financial results FY05/FY06/FY07



Financial results 1H08/1H07

Consolidated Profit and Loss Account	1H2008	%	1H2007	%	Change	Δ
Income from sales and services	28,184	96.0%	25,913	94.2%	2,271	9%
Asset increases due to internal work	1,172	4.0%	1,502	5.5%	(330)	-22%
Other revenues	16	0.1%	85	0.3%	(69)	-81%
Production value	29,373	100.0%	27,499	100.0%	1,874	7%
Costs for raw materials, subsidiaries etc.	(620)	-2.1%	(520)	-1.9%	(100)	19%
Service costs	(5,194)	-17.7%	(4,479)	-16.3%	(715)	16%
Other operational costs	(392)	-1.3%	(391)	-1.4%	(1)	0%
Added value	23,166	78.9%	22,109	80.4%	1,057	5%
Labour costs	(15,909)	-54.2%	(14,599)	-53.1%	(1,310)	9%
Other administrative expenses	(1,273)	-4.3%	(1,245)	-4.5%	(28)	2%
Gross operational result (EBITDA)	5,984	20.4%	6,265	22.8%	(280)	-4%
Amortizations and Depreciation	(1,738)	-5.9%	(994)	-3.6%	(744)	75%
Operational result (EBIT)	4,246	14.5%	5,271	19.2%	(1,025)	-19%
Financial receipts	320	1.1%	162	0.6%	158	97%
Financial charges	(36)	-0.1%	(84)	-0.3%	48	-58%
Ordinary result	4,530	15.4%	5,349	19.5%	(819)	-15%
Revaluations and depreciations	218	0.7%	611	2.2%	(394)	-64%
Pre-tax and pre-third party share result	4,748	16.2%	5,960	21.7%	(1,212)	-20%
Income taxes	(2,138)	-7.3%	(2,972)	-10.8%	833	-28%
Third party (profit)loss for the period	(299)	-1.0%	(176)	-0.6%	(123)	70%
Profit (loss) for the period	2,311	7.9%	2,812	10.2%	(501)	-18%

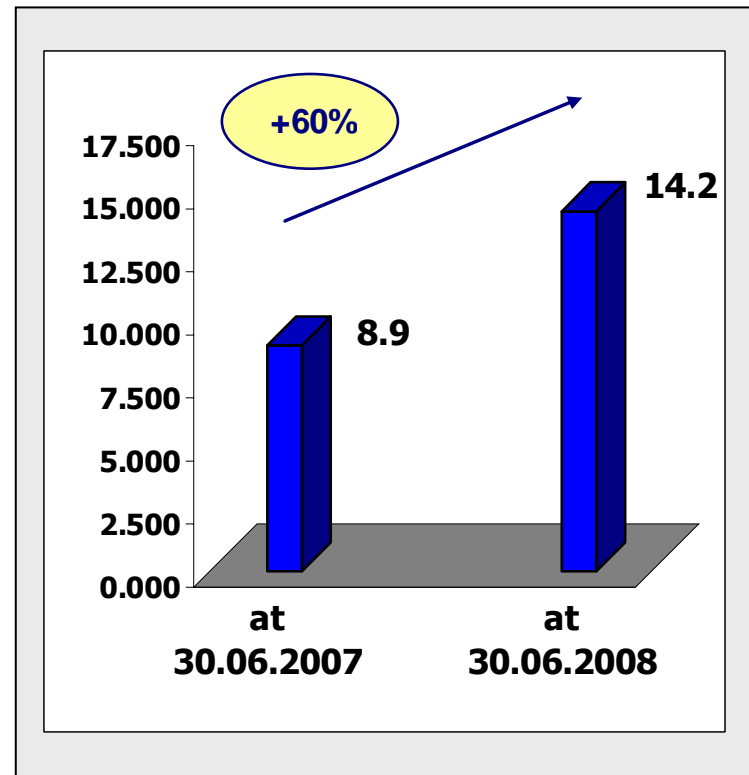
1. Net Financial Position at 30.06.2007 at 30.06.2008 Δ

Active for: 8.9 14.2 60%

2. **Building:** 6.830 m²
Parking: 9.200 m²
Account Book Value: 19.216.000 Euro



3. **Other listed companies' shares in Portfolio:** 0.8 million Euro



 Overview of the Group

 Financial results

 **Strategies**

 Press Releases and News

 Attachment

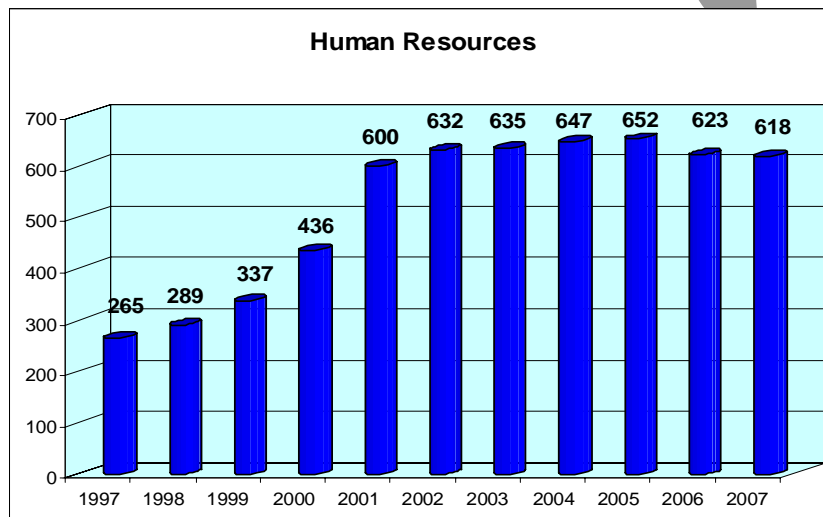
One off (2007 – 2009)

- MiFID (Markets in Financial Instruments Directive)
- System Integration

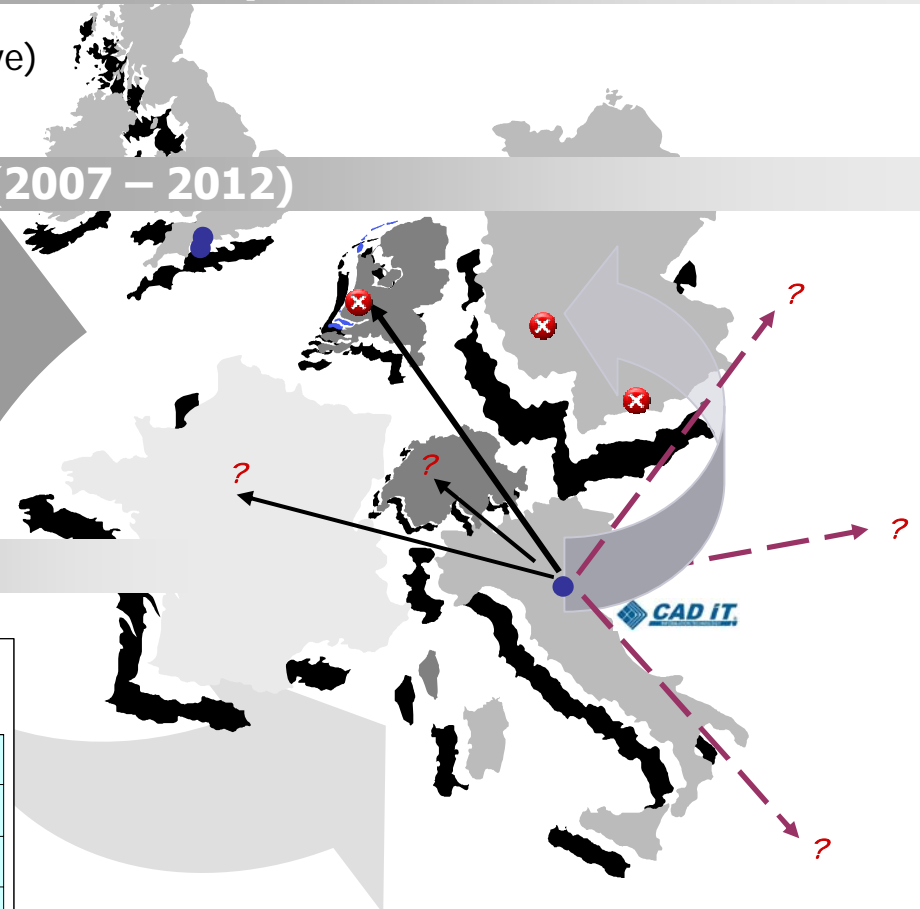
Structural (2007 – 2012)

- Xchanging
- Insurances
- New Customer
- Tax Collection
- Acquisitions

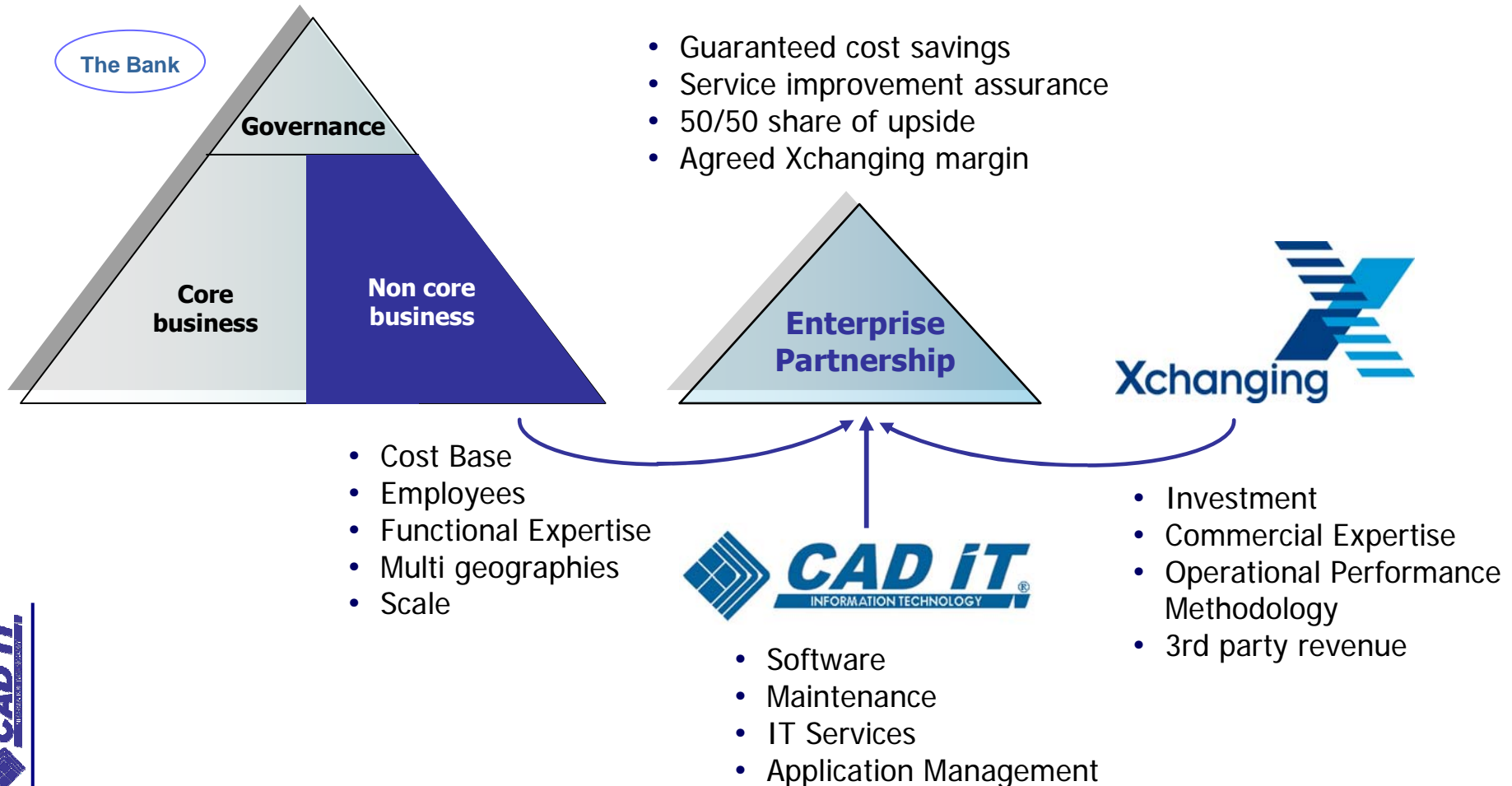
Human Resources and R&D costs



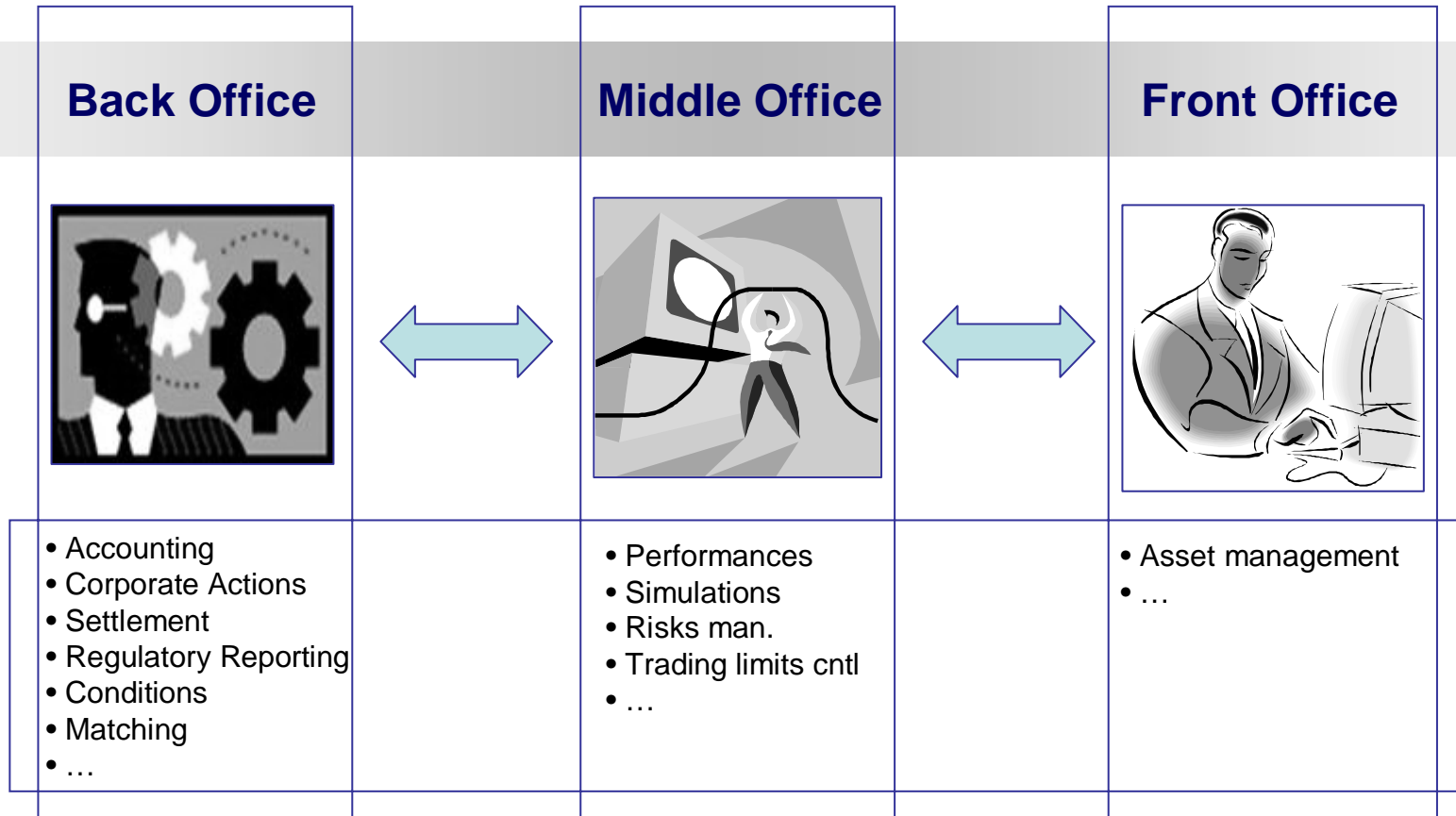
- Variability of:
 - personnel expenses
 - services cost (external resources)
- R&D:
 - growth amortization of capitalized R&D costs
 - reduction of capitalized R&D costs



CAD IT and Xchanging partnering to achieve... ...a profitable commercial processing services company



CAD IT ENTERS THE FINANCIAL SOFTWARE AND SERVICES MARKET FOR INSURANCES



 Overview of the Group

 Financial results

 Strategies

 **Press Releases and News**

 Attachment

CAD IT wins the tender for the supply of "Financial Area" and relative services to Poste Italiane S.p.A.

7th October 2008

***The value of the CAD IT Group's supply is Euro 9.6 million.
The supply, and therefore the financial impact on the CAD IT Group balance, will have a duration of 36 months.***

CAD IT, leader in the Italian financial software market and quoted in the STAR segment of Borsa Italiana, hereby announces that it has won, as bidder within an RTI (Raggruppamento Temporaneo di Impresa), the tender for the supply of an applicative platform for the management of procedures in the "Third-party Investment Services and Property" and relative services for Poste Italiane S.p.A.

The project foresees the supply of the licence to use the CAD IT "Financial Area" platform and relative start-up services, application management and ordinary maintenance.

Within the total value of the tender, which stands at about Euro 10 million, the CAD IT Group will receive Euro 9.6 million of the revenues. The duration, and consequently the financial impact that it will give rise to, is for 36 months as of the date of contract stipulation.

With Poste Italiane, CAD IT can count another important Financial Institution among its references.

Giuseppe Dal Cortivo, Chairman and CEO of CAD IT, said, "This success confirms the qualitative level of CAD IT Group's Financial Area. It is yet further incentive to continue with our strategy to invest in research and development and expand nationally and internationally."

Contract concluded with Equitalia for application management services and evolutionary maintenance for tax collection software procedures developed by CAD IT and used by collection agencies

5th August 2008

***The contract is worth about € 3.9 million.
The supply, and therefore the financial impact on the CAD IT Group balance, will have a duration of 17 months.***

CAD IT S.p.A., leader in the Italian financial software market and quoted in the STAR segment of Borsa Italiana, hereby announces that it has concluded a contract with Equitalia for the supply of application management services and the evolutionary maintenance of its own procedures.

Following the tax collection system reform introduced by Article 3, Leg. Dec. no 203 of 25th September 2005, the national concession system for tax collection was abolished and the tax service was then granted to the Tax Office responsible, under a private monopoly scheme, through Equitalia S.p.A (already known as Riscossione S.p.A.).

Equitalia S.p.A directly carries out functions concerning tax collection or uses collection agents, i.e. companies that are already national collection service agencies, whose shareholdings are owned by Equitalia S.p.A, and other firms that are part of company branches given over to Equitalia S.p.A. by banks that were already national collection service agencies.

The contract involves application management services including corrective and evolutionary maintenance of tax collection software procedures already operational at some Collection Agencies.

The contract is worth a total of about Euro 3.9 million. The duration, and consequently the financial impact that it will give rise to, is for 17 months as of 1st August 2008.

Giampietro Magnani, Vice Chairman and Manager of the CAD IT Department that develops Tax Collection software, said, "We are very happy with the relationship with Equitalia as it proves that CAD IT's ability to supply efficient services has been recognized. This contract will increase the forecasted results and our department's effect on revenues in the 2008 and 2009 financial periods."



- ◆ Overview of the Group
- ◆ Financial results
- ◆ Strategies
- ◆ Press Releases and News

◆ **Attachment**

Meeting	Date
<p data-bbox="207 654 611 791">Board Meeting: Quarterly Report 2008 as at 30th September 2008</p>	<p data-bbox="668 689 957 722">14th November 2008</p>



Q&A



IRO - Investor Relations Office

Michele Zanella

Daniela Corona

tel. +39 045 82 11 236

fax. +39 045 82 11 411

investor@cadit.it

www.cadit.it

Disclaimer

This document has been prepared by CAD IT S.p.A. solely for use in presentations of the Group's strategies and financials.

The information contained herein has not been independently verified.

No representation or warranty, express or implied, is made as to, and no reliance should be placed on, the fairness, accuracy, completeness or correctness of the information or opinions contained herein. Neither the company, its advisors or representatives shall have any liability whatsoever (in negligence or otherwise) for any loss howsoever arising from any use of this document or its contents or otherwise arising in connection with this document. The forward-looking information contained herein has been prepared on the basis of a number

of assumptions which may prove to be incorrect and, accordingly, actual results may vary.

This document does not constitute an offer or invitation to purchase or subscribe for any shares and no part of it shall form the basis of or be relied upon in connection with any contract or commitment whatsoever.

The information herein may not be reproduced or published in whole or in part, for any purpose, or distributed to any other party.

Acceptance of the present document automatically signifies recognition of the aforesaid constraints.

CAD IT is at the head of a group that represents one of the most dynamic organisations in the Italian Information Technology sector. The group aims its operations at the banking-insurance sector, the business world and public administration, and has been offering software solutions, maintenance, customizing, integration and other correlated services, from application management to outsourcing, from consulting to training.

The CAD IT group works in Italy by means of its own branches and related companies. The Group's head offices are in Verona, related companies are in Milan, Rome, Florence, Bologna, Padua, Mantua and Trento.

CAD IT has put into practice and maintains a quality management system in accordance with the UNI EN ISO 9001:2000 norm for activities concerning the design, production and sale of "component-based" software and for their after-sales services and maintenance.



CAD IT S.p.A.
Via Torricelli, 44/a
37136 Verona
Tel. (+39) 045.8211111
Fax (+39) 045.8211110
E-mail: cadit@cadit.it
www.cadit.it

